

# MENOX – Installation Highlight #1

## Brake Latch Wiring and Optional Function

Attach the Brake Latch cable wires to the brake lamp switch (white wire)(lamp side) and to ground (black wire). Secure wires along carpet and interior paneling. See Figure 1. Use the yellow and green wires to splice to the cruise control wires. Accessory power (red wire) is not needed if cruise control is not connected. splice blue wire to the horn wire and the other connections as indicated. See figure 2 for wiring diagram.

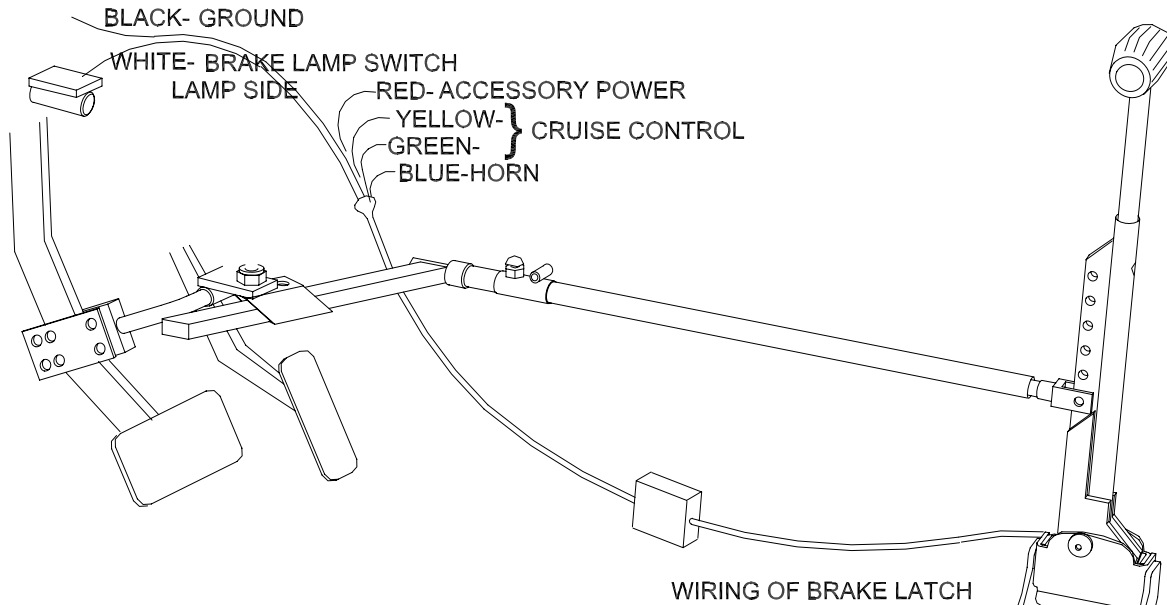
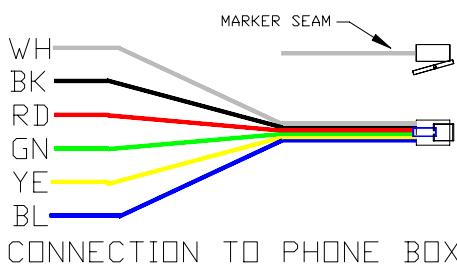


Figure 1. Wiring Connection for Standard Grip Switch / Brake Latch.

### MENOX RJ12 CONNECTOR



### RJ12 WIRING

### MENOX HAND CONTROL STANDARD WIRING DIAGRAM

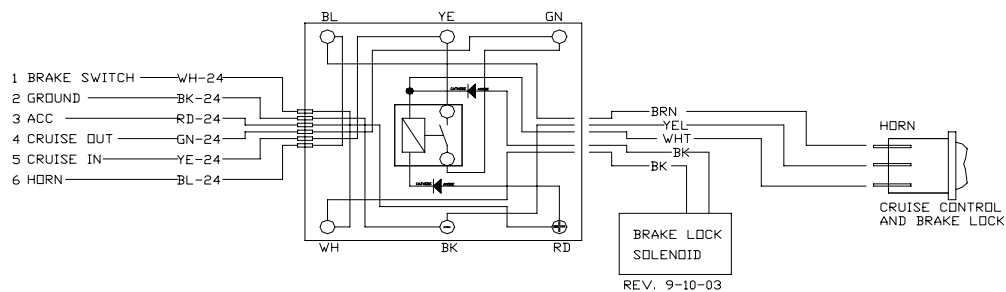


Figure 2. Wiring Diagram – Standard

U.S. DISTRIBUTOR



16141 Runnymede Street  
 Van Nuys, CA 91406-2913  
 TEL:(818) 782-6793  
 FAX:(818) 782-6485  
 E-MAIL: info@drivingsystems.com

MANUFACTURED BY:

